


2018 AMERICAN ELECTION EVE POLL OF AFRICAN AMERICAN VOTERS



NAACP



Polling By

African American Research Collaborative

Understanding and Communicating Black Political Action

In Collaboration With

Latino  **Decisions**

Asian American  **Decisions**

Slides by: Ray Block Jr.

November 19, 2018

www.AfricanAmericanResearch.us

Overview

2

- ❖ Partisanship & Mobilization
- ❖ What An Engaged Black Electorate Looks Like
- ❖ Attitudes Towards Trump
- ❖ Black Voters & Progressive Issues
- ❖ Black Voters & Immigration in a Caravan Election

About the American Election Eve Poll

3

- ❖ Exit polling has come under fire for not providing an accurate and representative sample of all voters in a state or district. For instance, exit polls have shown relatively low support by black women for Andrew Gillum for Governor in Florida. Our polling found they were the most supportive group.
- ❖ Our goal in the American Election Eve Poll is to ensure that people of color are sufficiently and effectively sampled to provide accurate insights.
- ❖ This year, we have a large and robust sample that includes:
 - African Americans, Latinos, AAPIs, whites, and Native Americans
 - 70 most competitive battleground House seats
 - 6 states with competitive elections

About the American Election Eve Poll

4

- ❖ Total sample of N=9,425 Americans who voted in 2018
- ❖ Margin of error of +/- 1 % full samples, +/- 2% for House battleground samples
- ❖ Field dates: October 31 – November 6, 2018
- ❖ Battleground poll minimum N=600 each group: African American, Latino, Asian American or Pacific Islander, Native American, and white non-Hispanic
 - Due to sample size considerations, Native Americans drawn from 50-state national sample; all other groups drawn only from the 70 competitive districts
- ❖ State specific poll minimum N=400 for African Americans and any other racial/ethnic group polled.
- ❖ Respondents randomly selected from voter files and contacted by cell phone/landline/email; they were also verified to be registered to vote/have voted early/are certain to vote on election day
- ❖ Available in English, Spanish, Chinese, Korean, Vietnamese, Tagalog, Hmong

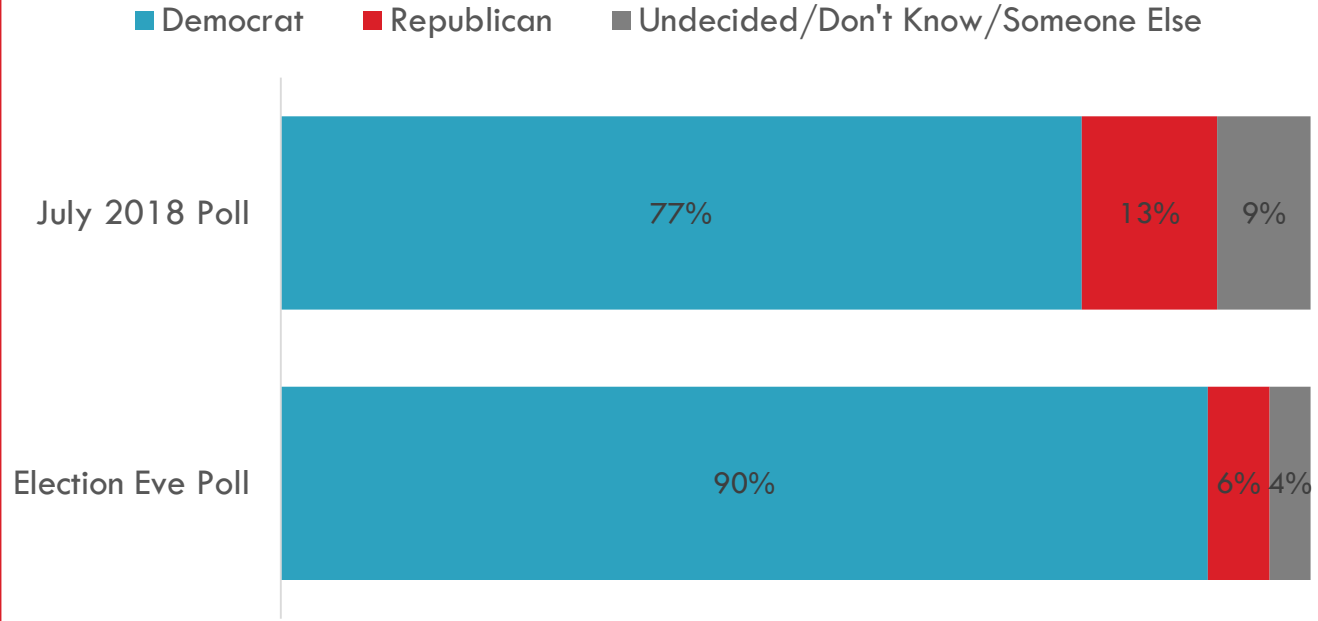
5

Partisanship & Mobilization

Poll Comparison: Black Vote Consolidation

6

In the election for U.S. House of Representatives, (did/will) you vote for the...?



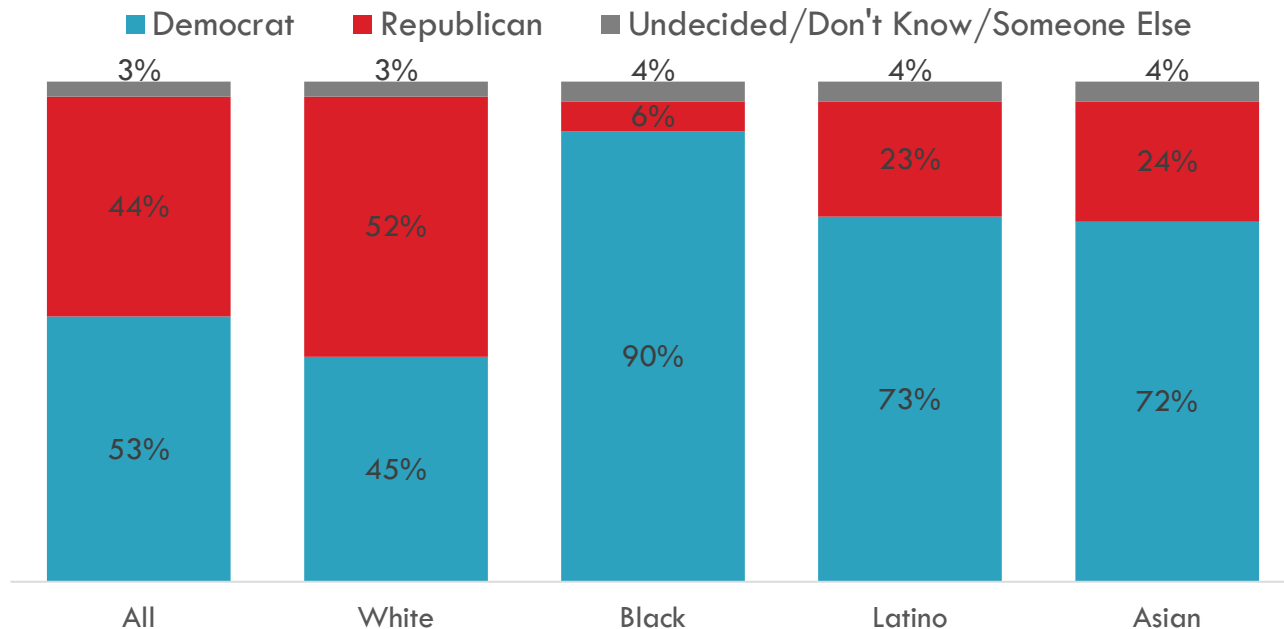
African American Research Collaborative

Source: July 2018 Midterm Survey - Battleground District Results (N = 2,045)
Source: American Election Eve Poll 2018 - Battleground District Results (N = 2,485)

Voting in Congressional Battlegrounds

7

In the election for U.S. House of Representatives, (did/will) you vote for the...?

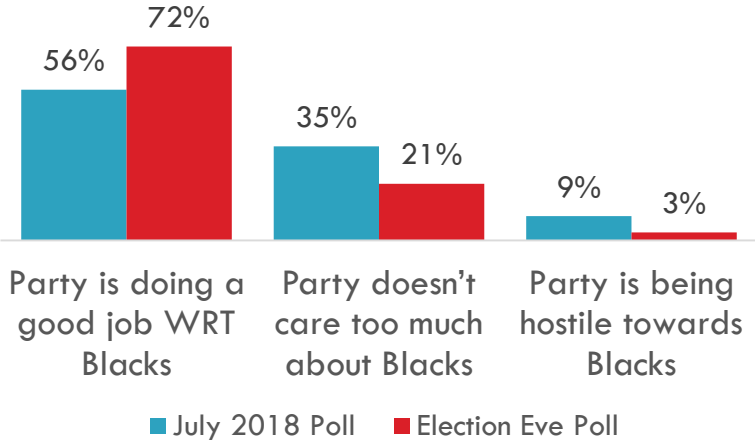


African American Research Collaborative

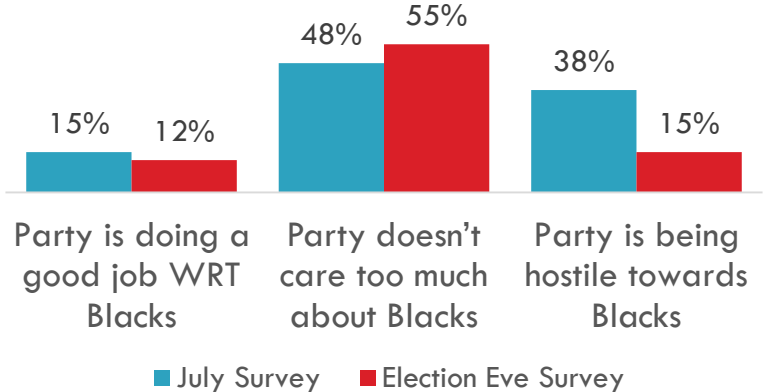
Source: American Election Eve Poll 2018 - Battleground District Results
(N = 2,485; n = 600 per racial/ethnic group), MOE = +/- 2%

Poll Comparison: Race and Partisanship

The Inclusivity of the Democratic Party



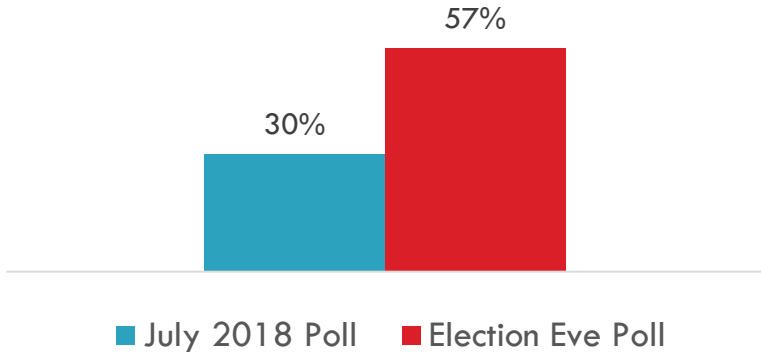
The Inclusivity of the Republican Party



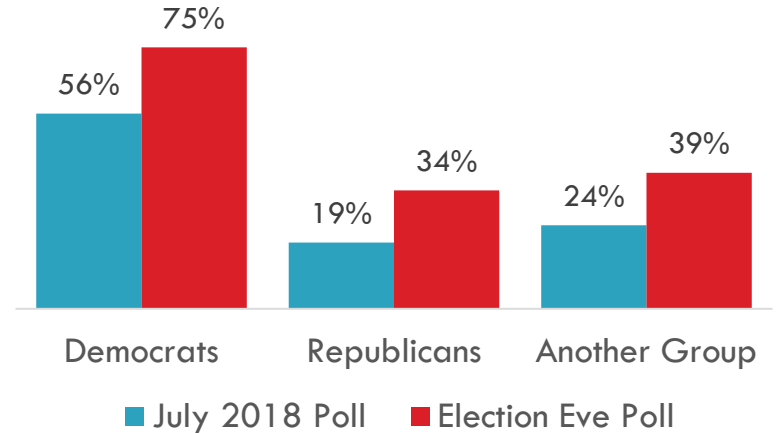
Poll Comparison: Voter Mobilization

9

Over the past few months, did anyone from a campaign, political party, or community organization ask you to vote, or register to vote? [Bars = % yes]



If yes, were you contacted by the Democrats, Republicans, or by representatives of community organizations? (respondents may choose more than one)



10

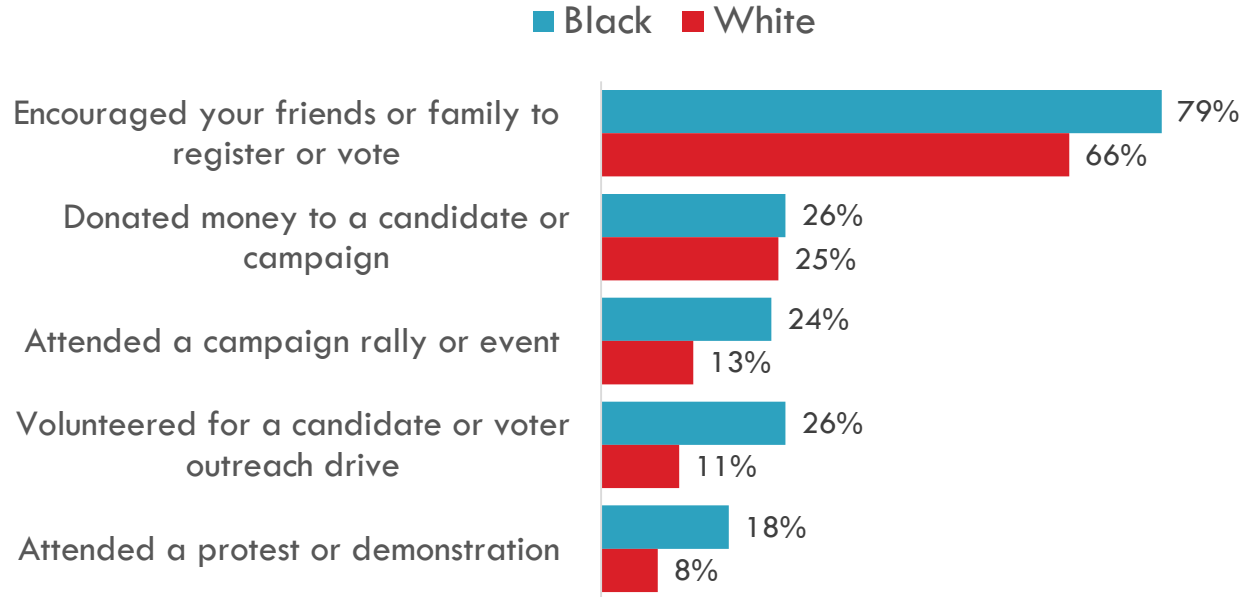
What An Engaged Black Electorate Looks Like

Non-Voting Political Activities

11

Please indicate if you have done any of the following activities related to the 2018 Election

[Bars = %
“Yes”]

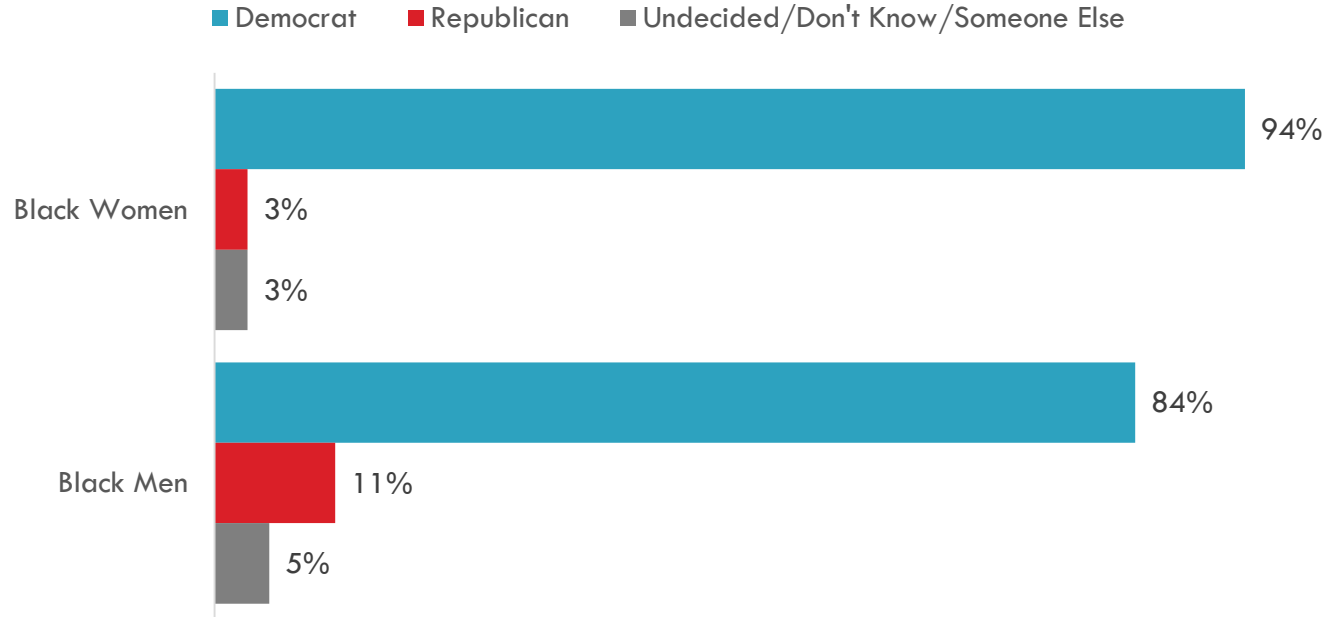


Voting Patterns: Black Women & Men

12

In the election for U.S. House of Reps, (did/will) you vote for the...?

[Bars = % of Rs who pick that particular response].



African American Research Collaborative

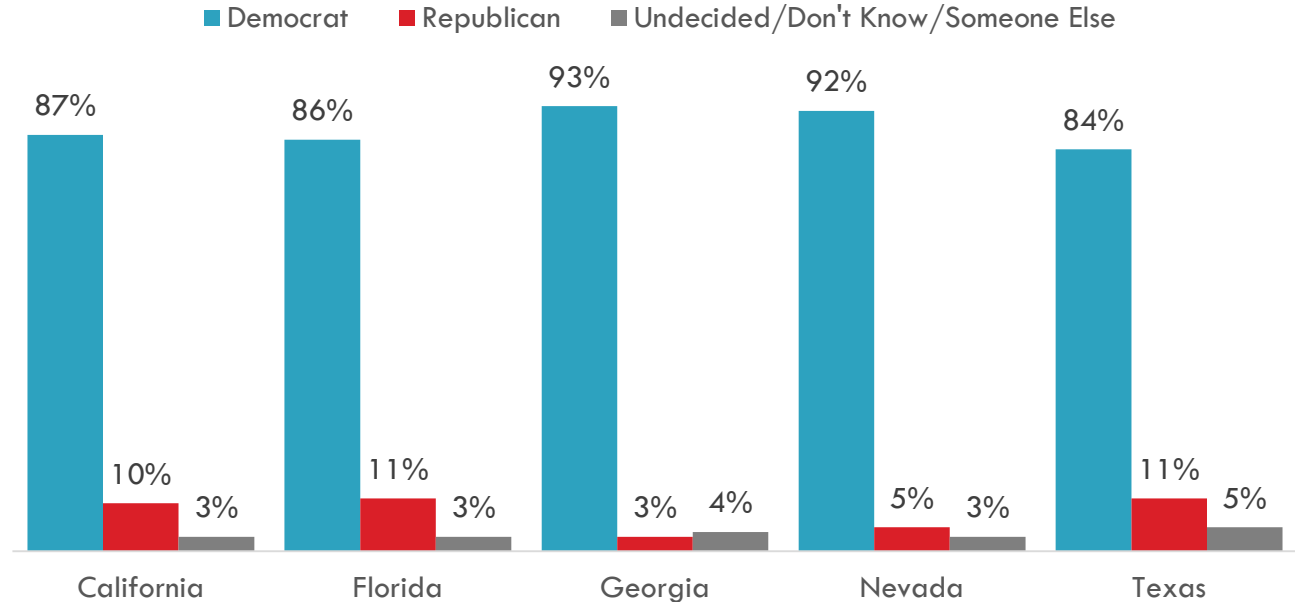
Source: American Election Eve Poll 2018 - Battleground District Results
(N = 2,485; n = 600 per racial/ethnic group), MOE = +/- 2%

Black Voting in Key States

13

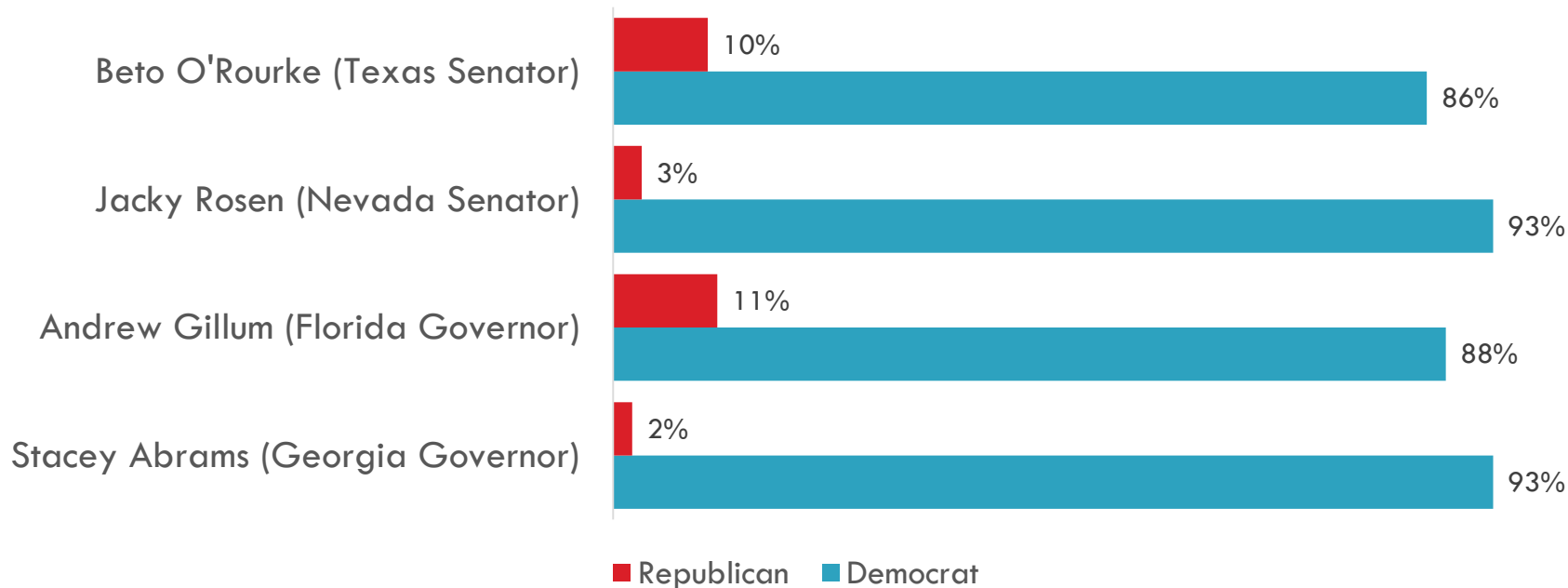
In the election for U.S. House of Representatives, (did/will) you vote for the...?

[Bars = % of Rs who pick that particular response].



Black Choice in Candidates in Key Races

14



Source: American Election Eve Poll 2018 – State-Level Results
(N=400 black voters in each state)

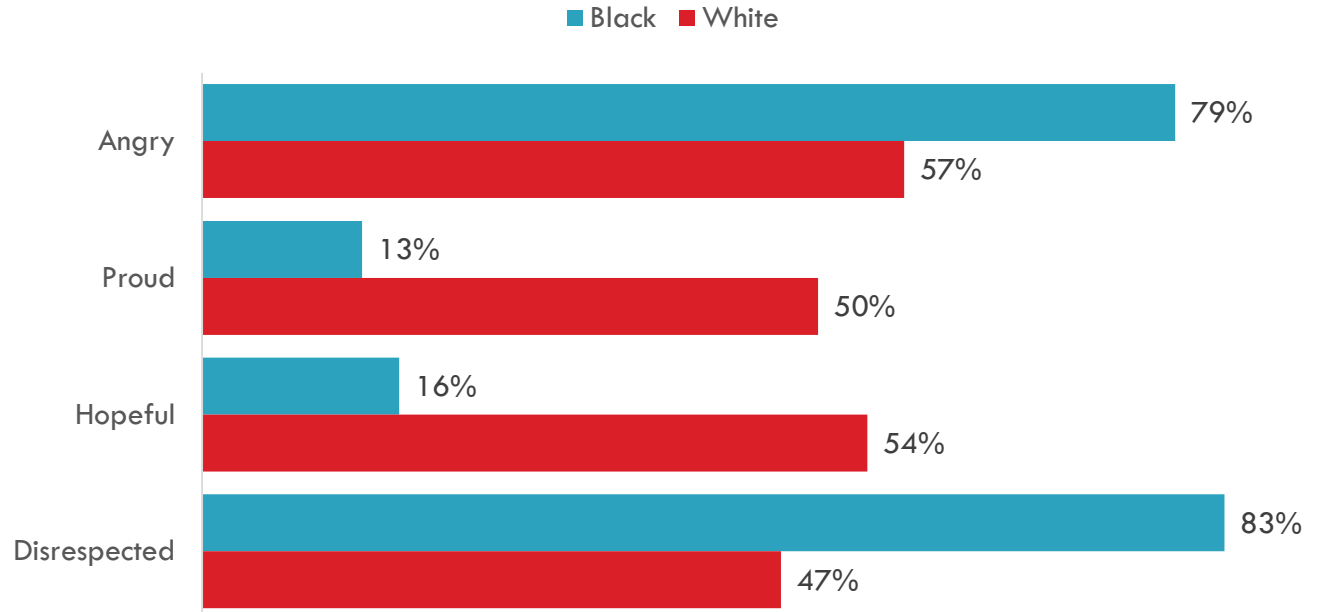
15

Attitudes Towards Trump

Emotions that Trump Inspires

16

Has Donald Trump – because of the kind of person he is or because of something he has done or said, ever made you feel:



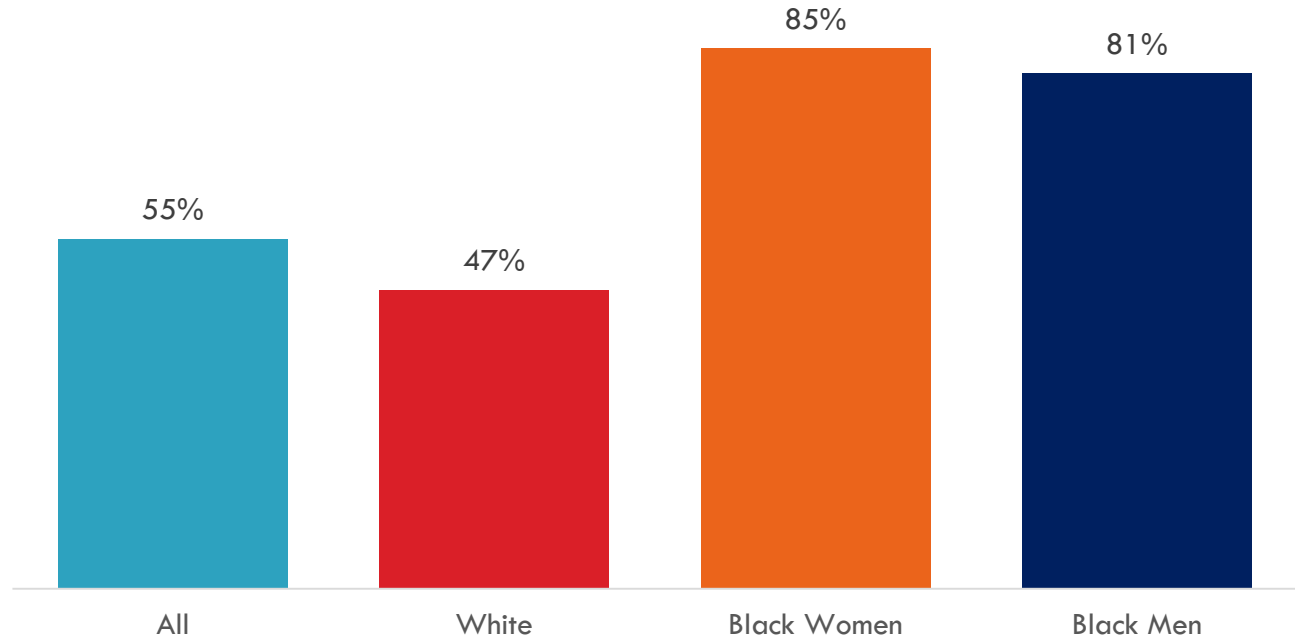
African American Research Collaborative

Source: American Election Eve Poll 2018 - Battleground District Results
(N = 2,485; n = 600 per racial/ethnic group), MOE = +/- 2%

Has Trump Made You Feel “Disrespected”?

17

Percentage of voters answering “yes”: Has Donald Trump... ever made you feel disrespected?



African American Research Collaborative

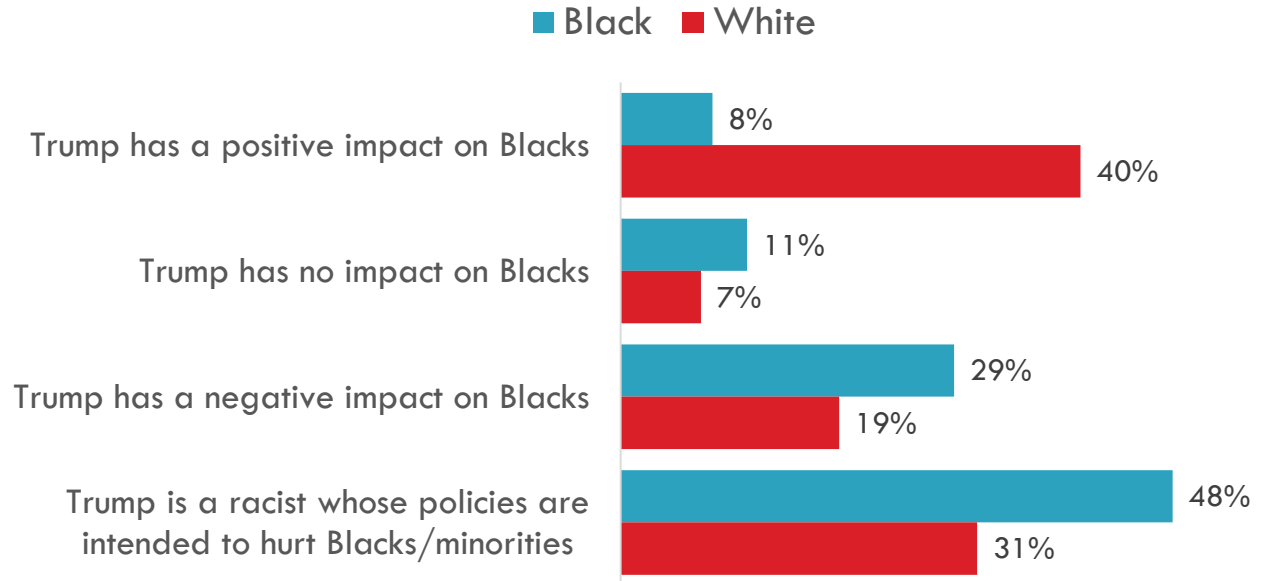
Source: American Election Eve Poll 2018 - Battleground District Results (N = 2,485; n = 600 per racial/ethnic group), MOE = +/- 2%

Is Trump Racist?

18

People have different opinions about Donald Trump's impact on [Blacks/Latinos/Asian Americans/Immigrants and Minorities]. Which is closest to your opinion:

[Bars = % who believe this statement matches their opinion].

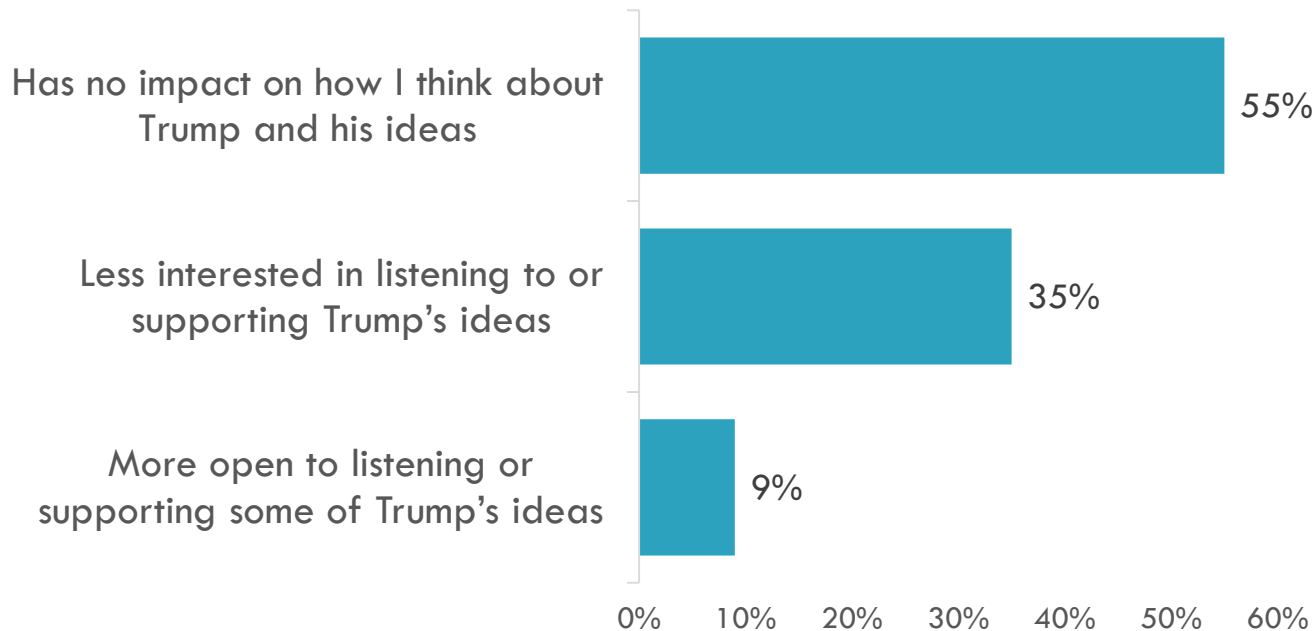


Black Celebrities who Support Trump

19

A few black celebrities like rapper Kanye West have recently visited the White House to support President Trump. Does this make you:

[Bars = % who believe this statement matches their opinion].



African American Research Collaborative

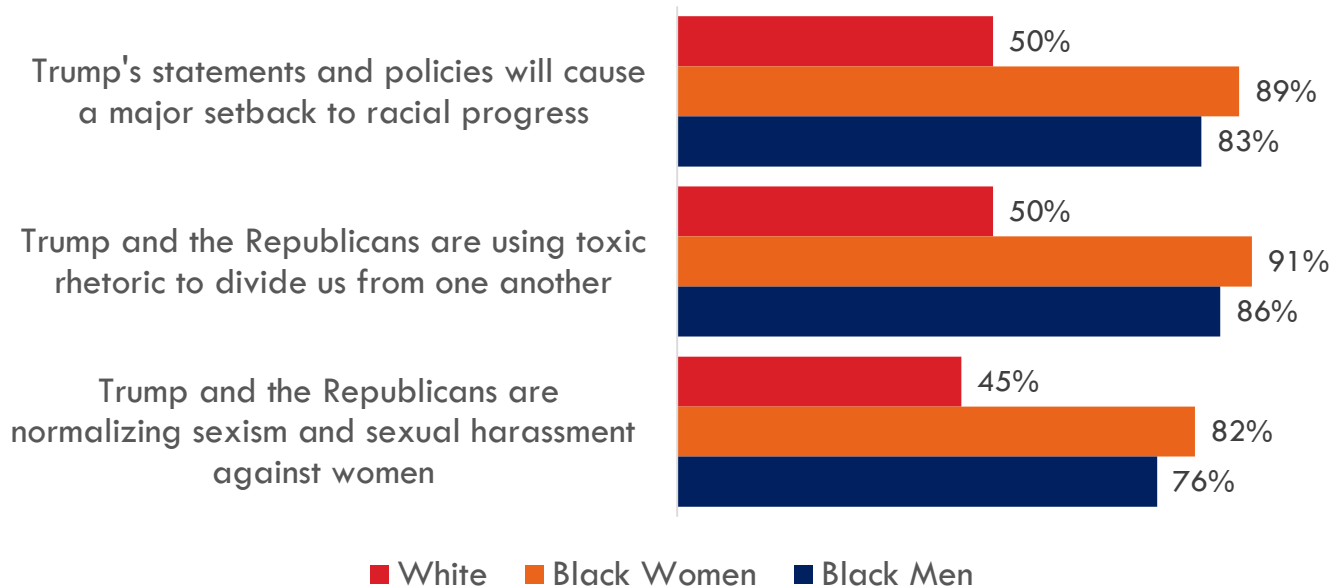
Source: American Election Eve Poll 2018 - Battleground District Results
(N = 2,485; n = 600 per racial/ethnic group), MOE = +/- 2%

Trump Impact on GOP (race/gender)

20

Please indicate if you think this statement is definitely true, probably true, probably NOT true, or definitely not true:

[Bars = % “Probably True” + % “Definitely True”]



African American Research Collaborative

Source: American Election Eve Poll 2018 - Battleground District Results
(N = 2,485; n = 600 per racial/ethnic group), MOE = +/- 2%

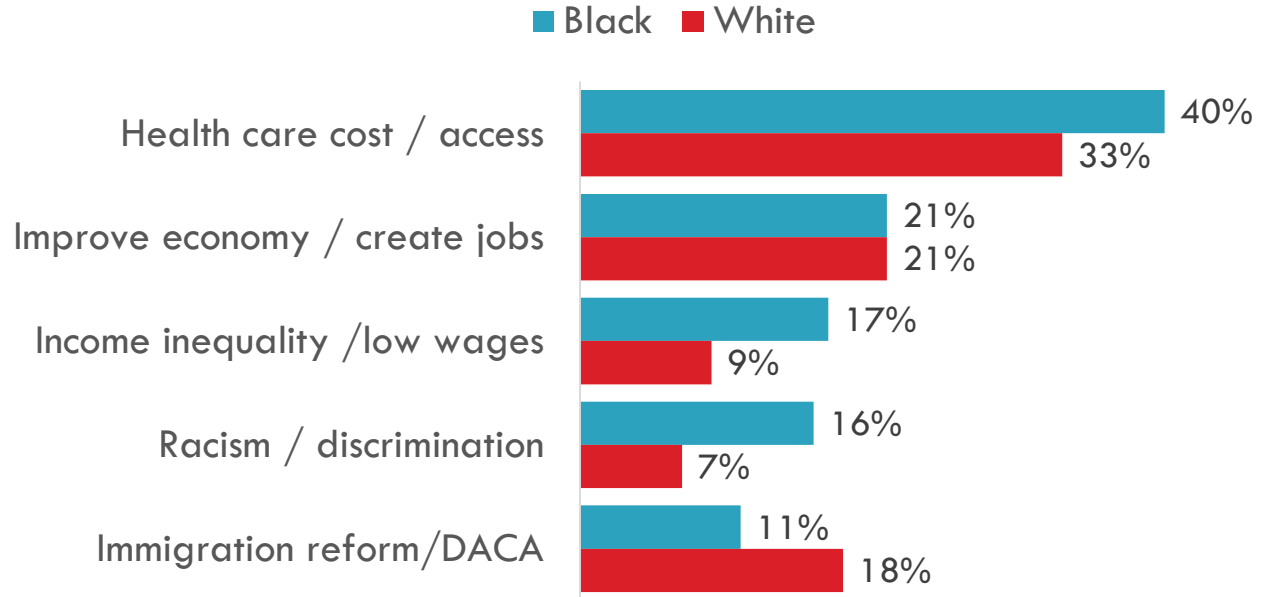
21

Black Voters & Progressive Issues

Top 5 Most Important Issues

22

Thinking about the 2018 election, what are the most important issues facing your community that our politicians should address?



African American Research Collaborative

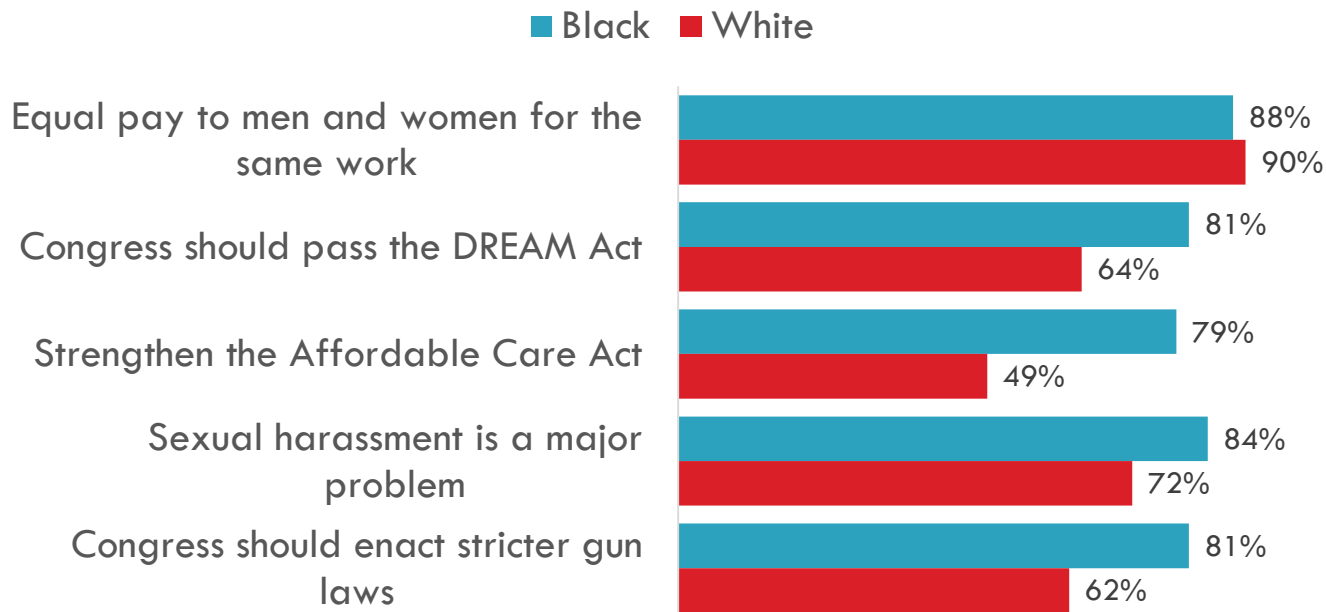
Source: American Election Eve Poll 2018 - Battleground District Results
(N = 2,485; n = 600 per racial/ethnic group), MOE = +/- 2%

Policy Attitudes in Black & White

23

Please tell us
if you agree
or disagree:

[Bars = %
“Somewhat
Agree” + %
“Strongly
Agree”]



African American Research Collaborative

Source: American Election Eve Poll 2018 - Battleground District Results
(N = 2,485; n = 600 per racial/ethnic group), MOE = +/- 2%

24

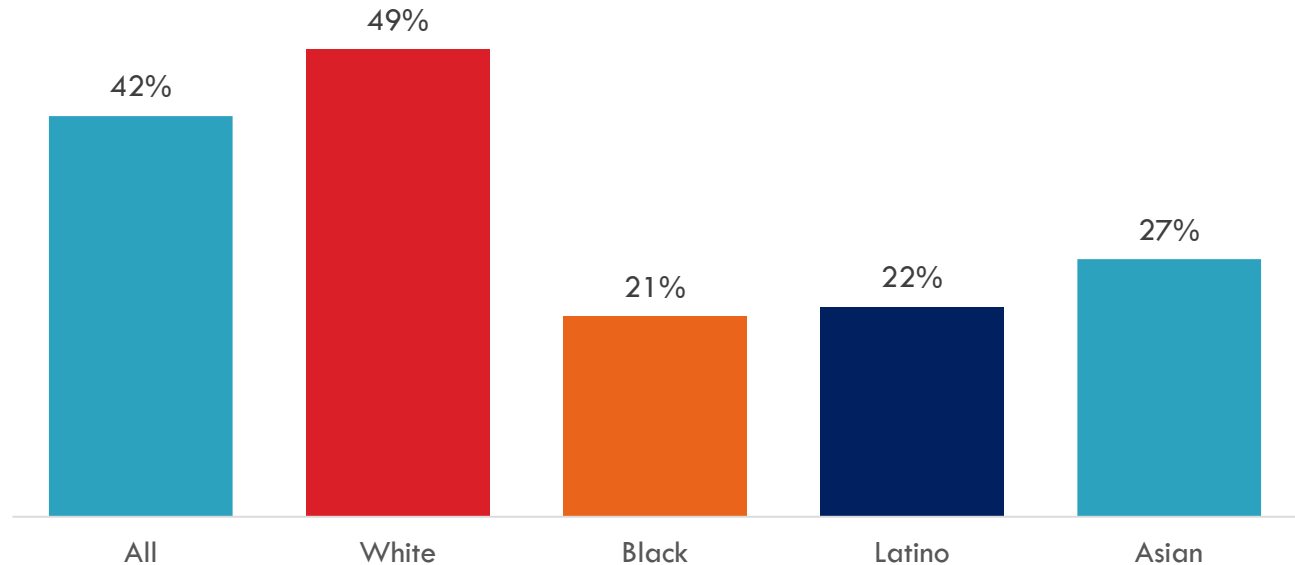
Views on Immigration

Immigration Attitudes (Part 1)

25

America has too many illegal immigrants, they hurt the economy, bring crime and gang violence to our cities. We have to crack down on illegal immigration.

[Bars = % who believe this statement matches their opinion].

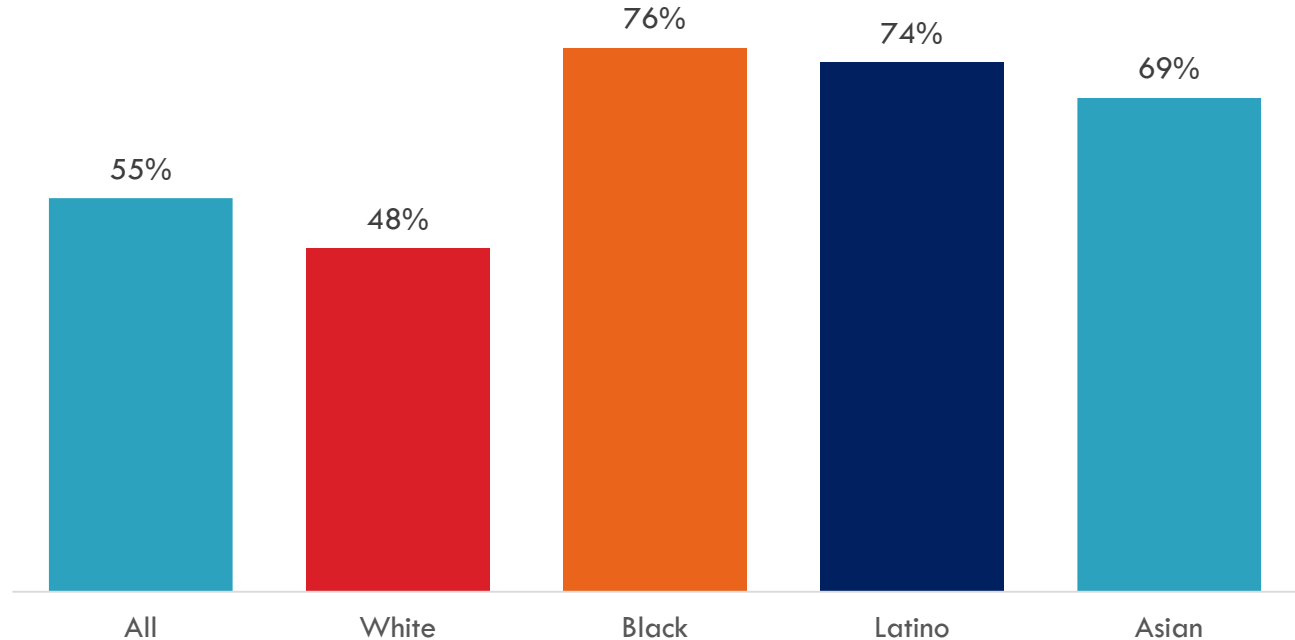


Immigration Attitudes (Part 2)

26

Immigrants just want to provide a better life for their families, just like you and me. I support legislation to make America more welcoming to immigrants

[Bars = % who believe this statement matches their opinion].



Presenters

27

- ❖ **Derrick Johnson**, President & CEO, NAACP
- ❖ **Judith Browne Dianis**, Executive Director,
Advancement Project National Office
- ❖ **Jamal Watkins**, NAACP VP of Civic Engagement
- ❖ **Henry Fernandez**, Principal,
African American Research Collaborative (AARC)
- ❖ **Ray Block, Jr.**, Senior Advisor, AARC &
Professor, Political Science, University of Kentucky

Q & A

28

For more information, go to: www.AfricanAmericanResearch.us